

RACKLA GOLD PROJECT ANUBIS AREA DISCOVERIES



ZODIAC OUTCROP GRAB SAMPLES				
Sample (#)	Au (g/t)	Ag g/t (oz/ton)	Pb (%)	Zn (%)
M389304	1.03	460 (13.42)	11.75	10.90
M389303	0.56	519 (15.14)	8.42	16.00
M389302	0.48	561 (16.36)	9.89	16.65
M389299	0.36	463 (13.50)	7.19	20.70
M389305	0.02	491 (14.32)	1.22	28.99
M389300	0.01	900 (26.25)	4.43	28.30

LYRA PROSPECTING GRAB SAMPLES		
Sample (#)	Ag g/t (oz/ton)	Pb (%)
Q005799	615 (17.94)	55.05
Q007601	297 (8.66)	61.69
Q005798	521 (15.20)	35.89

COLUMBA TEST PIT GRAB SAMPLES	
Sample (#)	Au (g/t)
Q012752	0.52
Q012755	0.41
Q012754	0.36
Q012753	0.34

HYDRA TEST PIT GRAB SAMPLES				
Sample (#)	Au (g/t)	Ag (g/t)	Pb (%)	Zn (%)
Q012854	0.80	151	0.20	2.45
Q012870	0.70	11.10	0.05	1.03

CORONA TEST PIT GRAB SAMPLES			
Sample (#)	Au (g/t)	Ag g/t (oz/ton)	Pb (%)
Q012780	2.41	227 (6.62)	5.82
Q012792	1.62	1,490 (43.46)	31.08
Q007567	1.15	434 (12.66)	15.30
Q012793	0.85	1,565 (45.65)	23.70
Q012805	0.38	2,910 (84.88)	62.61
Q012786	0.01	1,880 (54.83)	62.76
Q012779	<0.01	1,615 (47.11)	73.15

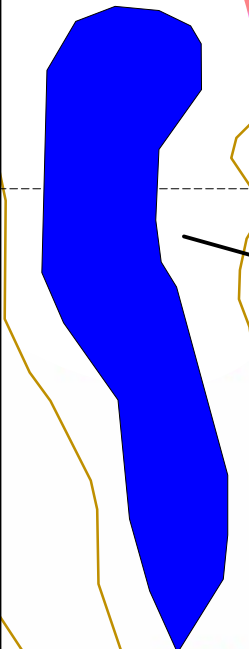
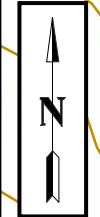
DORADO TEST PIT GRAB SAMPLES	
Sample (#)	Au (g/t)
Q013734	4.64
Q013738	3.98
Q013742	3.54
Q013760	2.63
Q013750	2.62
Q013747	1.97
Q012324	1.86
Q012318	1.74
Q013761	1.33

DRACO TEST PIT GRAB SAMPLES	
Sample (#)	Au (g/t)
Q012661	1.57
Q012667	1.32
Q012663	1.04

ANA 2012 TEST PIT GRAB SAMPLES	
Sample (#)	Au (g/t)
L843638	5.59
L843623	3.54
L843637	2.45
L842990	2.01

ANUBIS 2012 OUTCROP GRAB SAMPLES	
Sample (#)	Au (g/t)
L843872	139.0
L843870	125.0
L843869	122.0
L843871	84.2

ANUBIS 2012 DRILL HOLES		
Hole (#)	Width (m)	Au (g/t)
AN-12-001	8.51	19.85
AN-12-003	16.76	9.08



Arsenic (ppm) in Soil

- ≤11,000
- <2,000
- <500
- <300
- <100
- <50

ZONE 2013 discovery

ZONE 2012 discovery

☆ Target

⊙ 2012 Drill hole

- - - - Fault

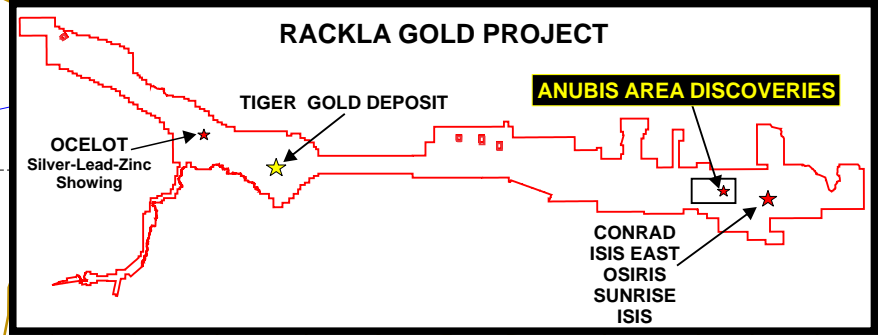


Figure accompanies ATAC News Release dated Nov. 12, 2013

2 km